

R&S®HK116E BICONICAL ANTENNA

20 MHz to 300 MHz

For radiated emission measurements



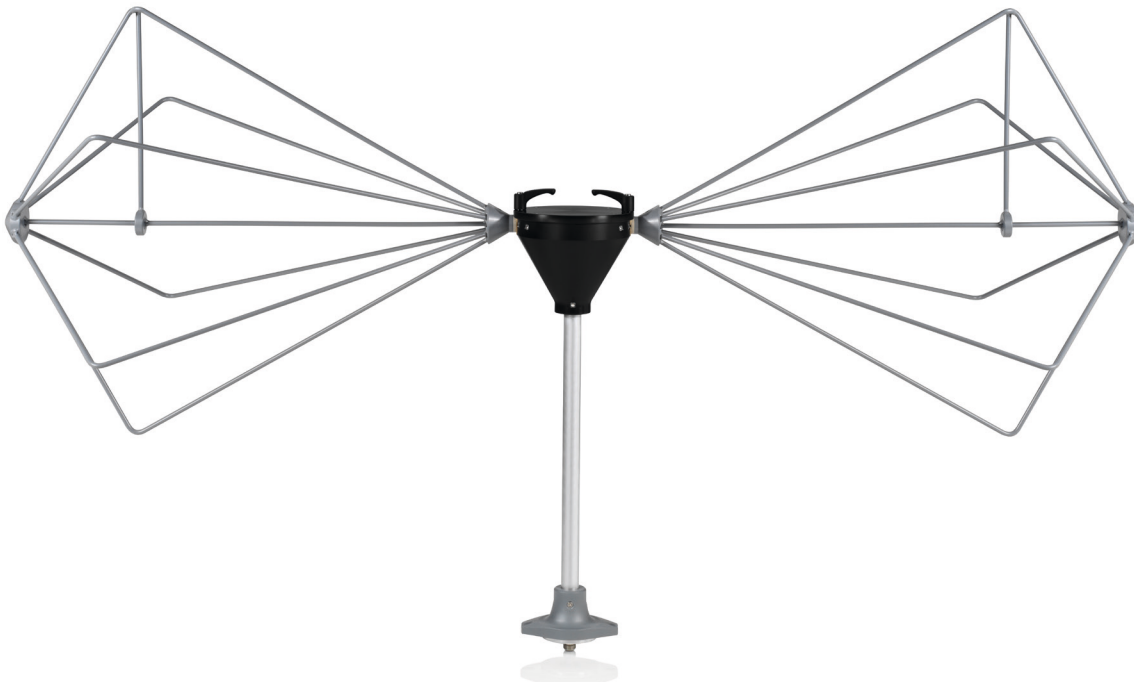
The R&S®HK116E is a biconical dipole antenna for linearly polarized waves.

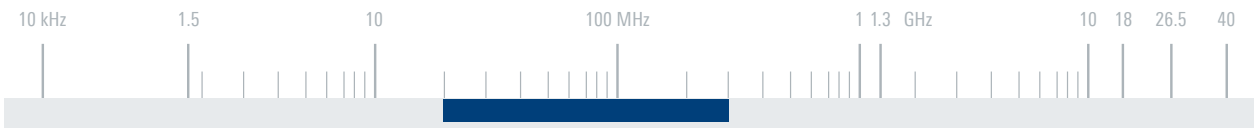
The antenna features a wide frequency range, a radiation pattern virtually independent of frequency and low weight.

The mounting system of the biconical radiators ensures fixed orientation of the crossbars leading to high reproducibility of electrical performance (in line with recommendation in CISPR 16-1-6).

Key facts

- ▶ Wide frequency range
- ▶ Low frequency dependence of the radiation pattern
- ▶ Compliant with requirements for balun imbalance and cross-polar performance given in CISPR 16-1-4 Ed. 4.0
- ▶ Dimensions in line with MIL-STD-461G
- ▶ Easy and quick way to mount/demount the biconical radiators
- ▶ Low uncertainty antenna as defined by CISPR 16-1-4
- ▶ Very low cross-polarization for accurate determination of the electrical field vector
- ▶ Individual calibrations in line with ANSI C63.5, CISPR 16-1-6 and SAE ARP958
- ▶ Accredited calibration available on request





Specifications

Frequency range	20 MHz to 300 MHz	
Polarization	linear	
Nominal impedance	50 Ω	
VSWR	see diagram	
Permissible input power	75 W CW	
Cross-polarization	< -20 dB; typ. -25 dB	
RF connector	N female	
MTBF	>100000 h	
Operating temperature range	-40°C to +55°C	
Storage temperature range	-40°C to +70°C	
Dimensions	W × H × L	approx. 0.53 m × 0.78 m × 1.37 m (21 in × 31 in × 54 in)
Weight	approx. 3 kg (7 lb)	

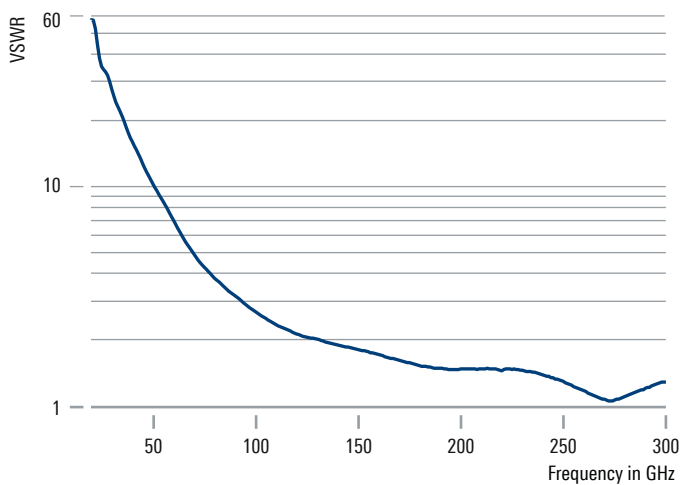
Ordering information

Ordering information	Type	Order No.
Biconical antenna	R&S®HK116E	4099.9000.02

Recommended extras

Wooden tripod	R&S®HZ-1	0837.2310.02
Adapter for use on R&S®HZ-1	R&S®KM011Z10	4100.1703.02

Typical VSWR



Typical E plane pattern

